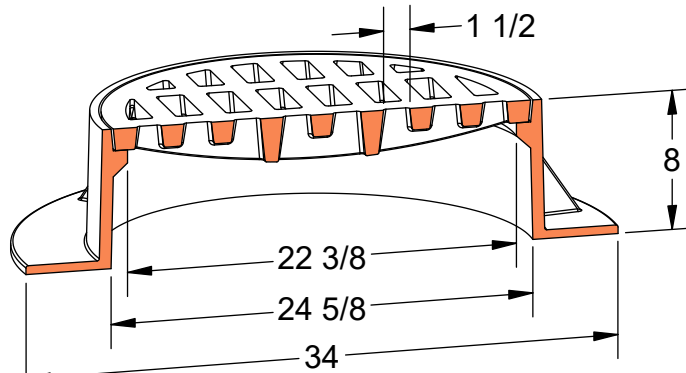
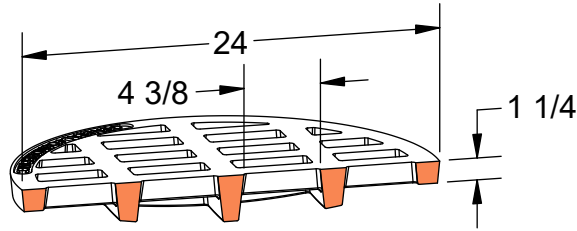


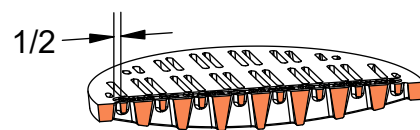
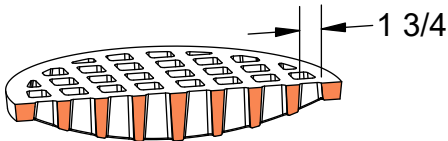
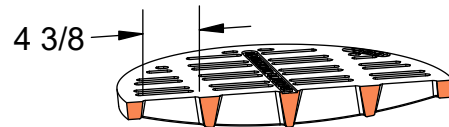
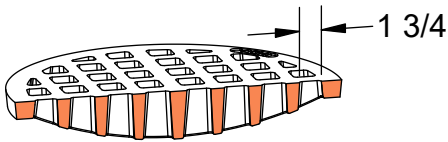
PRODUCT #12482-SLT
24" x 8" Frame & Grate



12482-SQH

Flow Area
~150 in²

12482-ADA



Flow Area
~140 in²

Flow Area
~95 in²



Heavy Duty



AASHTO M306



ASTM A48



Gray Iron Class 35B



Solid Cover Available



Risers Available



ADA Compliant